












Alfsee











Region EAME Championships 2007 Under 15, Under 19 and Seniors

Page 1
17.09.2007 - 20:03







Overall Juniors under 15 Team classification Team results

	Country	Slalom	Tricks	Jump	Overall
1	 Belarus	1916,31	2947,61	2520,88	7384,80
2	 Slovakia	1898,60	1474,24	1533,54	4906,38
3	 Poland	1637,10	479,50	2516,29	4632,89
4	 Israël	1782,26	1056,95	679,20	3518,41
5	 Germany	1427,42	562,65	1463,65	3453,72
6	 Great Britain	1612,90	574,04	1233,09	3420,03
7	 Austria	1048,39	354,08	1561,40	2963,87
8	 Russia	508,06	108,20		616,26
9	 Netherlands				

Overall Juniors under 19 Team classification Team results

	Country	Slalom	Tricks	Jump	Overall
1	 Belarus	2510,00	2882,26	2849,18	8241,44
2	 Germany	2479,67	2102,42	2907,06	7489,15
3	 Czech Rep.	2313,61	2166,57	2884,76	7364,94
4	 Poland	1839,34	2305,93	2021,15	6166,42
5	 Israël	2360,00	1181,37	2313,14	5854,51
6	 Russia	1279,02	1249,18	1817,44	4345,64
7	 Austria	2737,71	175,95	762,08	3675,74
8	 Slovakia	1543,44	1695,22	414,71	3653,37
9	 Great Britain	1112,79	20,22	695,17	1828,18
10	 Netherlands	825,00	283,96	717,47	1826,43

Overall Seniors 1 Team classification Team results

	Country	Slalom	Tricks	Jump	Overall
1	 Germany	2706,52	2593,03	1338,68	6638,23
2	 Great Britain	1891,95	581,25	1087,54	3560,74
3	 Belarus	1000,00	1000,00	1000,00	3000,00
4	 Netherlands	1271,74	841,87	549,09	2662,70
5	 Austria	108,70	358,14	1000,00	1466,84
6	 Israël	76,09	609,30		685,39

Chief Judge
Marie- Anne Persoons

Homologator
Bernward Stamm

Scorer
Heidi Pauen