



















Region EAME (European)
Dauphin, Junior and Senior Championships
2006
31.8.2006 - 2.9.2006

Overall Dauphins Team classification Team results

	Country	Slalom	Tricks	Jump	Overall
1	 Belarus	2031,78	2933,82	2799,39	7764,99
2	 Slovakia	1425,15	1051,58	2509,14	4985,87
3	 Poland	1849,06	363,23	2725,31	4937,60
4	 Germany	1566,03	604,41	1697,53	3867,97
5	 Israël	1735,85	1055,88	910,49	3702,22
6	 Austria	1000,00	423,94	992,22	2416,16
7	 Great Britain	1377,36			1377,36
8	 Netherlands	386,79	141,18	679,01	1206,98

Region EAME (European)
Dauphin, Junior and Senior Championships
2006
31.8.2006 - 2.9.2006






Overall Juniors Team classification Team results

	Country	Slalom	Tricks	Jump	Overall
1	 Belarus	2119,31	2535,31	2730,35	7384,97
2	 Germany	2251,25	2071,10	2774,08	7096,43
3	 Czech Rep.	1639,04	2458,34	2859,14	6956,52
4	 Israël	2333,33	1857,63	2327,85	6518,81
5	 Slovakia	2281,19	2134,41	1776,89	6192,49
6	 Poland	1809,81	1388,67	2066,69	5265,17
7	 Austria	2181,48	387,49	960,16	3529,13
8	 Russia	837,84	1000,00	984,06	2821,90
9	 Netherlands	630,63	356,18	784,86	1771,67
10	 Great Britain	1264,06			1264,06

Region EAME (European)
Dauphin, Junior and Senior Championships
2006
31.8.2006 - 2.9.2006

Page 3
04.09.2006 - 19:21

Overall Seniors 1 Team classification Team results

	Country	Slalom	Tricks	Jump	Overall
1	 Austria	2913,46	1271,78	1894,74	6079,98
2	 Great Britain	2180,66	1915,61	1866,21	5962,48
3	 Germany	1057,69	2259,50	1893,42	5210,61
4	 Netherlands	2418,27	921,95	773,24	4113,46
5	 Israël	855,77	573,84		1429,61

Chief Judge
Renata Dancikova

Homologator
Klaus Kleesadl

Scorer
Jan Veit